


Conceptual Project Prioritization Framework for the Greater Los Angeles County IRWMP

March 20, 2007

Key Issues

- Identify the Best Projects, or the Best Projects for a Grant Application?
- Review Every Project or a Subset?
- Project Data Limitations
 - Short vs. Long Form, Excel Spreadsheet
 - Reliability?
- Respond to Local Priorities?
- *Others?*

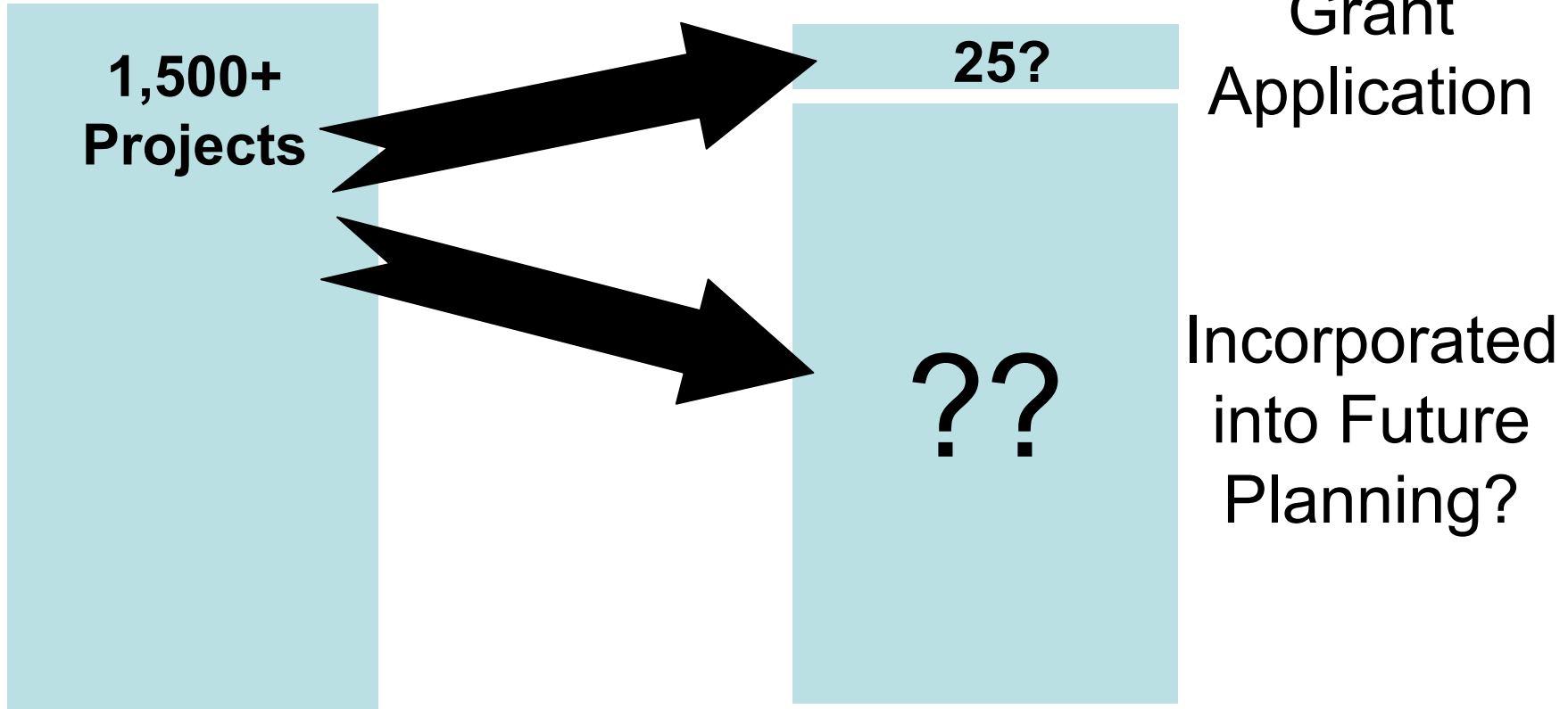
IRWMP Objectives and Targets



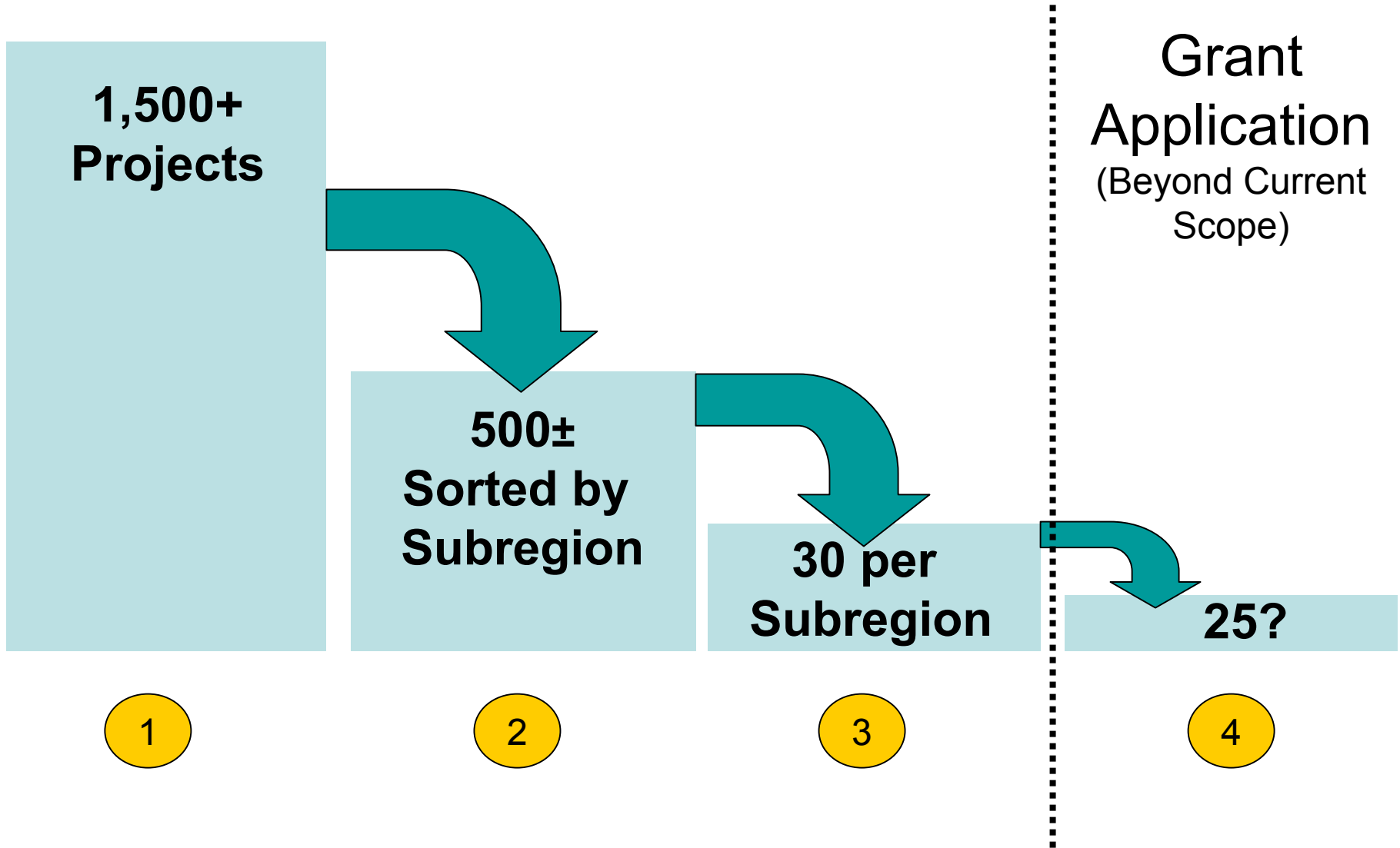
Possible Prioritization Factors

- Offer Multiple Benefits
- Consistent with Objectives
- Contribute to Planning Targets
- Respond to Local Priorities
- Competitive for Implementation Funding
 - Meet unidentified DWR “Standards”

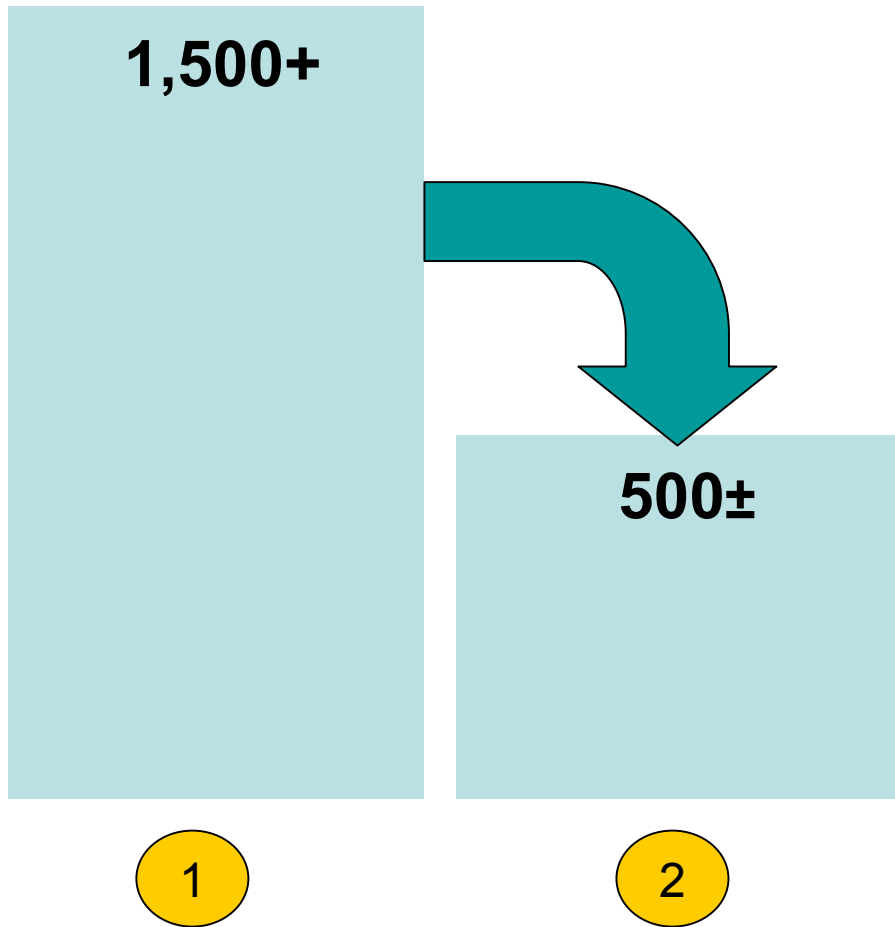
Task and Dilemma



Conceptual Process



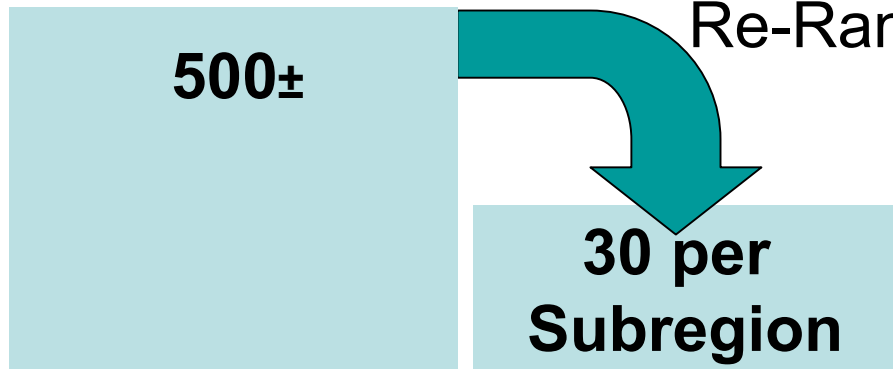
Initial Screening



- Sort by Benefits:
Quantified or Not?
- Assumes Projects with
Quantified Benefits are more
likely to meet Documentation
Requirements for a Grant
Application

Apply Prioritization Framework

- Consultant Team generates List of 30 top-ranked projects for each Subregion
- Steering Committee selects 10 projects for Integration Exercise
- After Integration, Consultant Team Re-Ranks Projects
- Steering Committee Adopts Ranked Project List



2

3

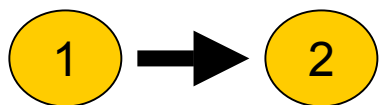
Select Projects for Grant Application*

- Generate List of High-Priority Projects
- Adopted by Leadership Committee



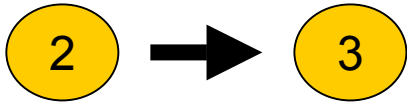
* Beyond current scope

Initial Screening Tool



- Quantified Benefits?
- Other Factors?

Prioritization Framework



- Multiple Benefits
- Quantified Benefits
 - Degree of Benefit – Bias for Large Projects?
 - Relative Contribution?
 - “Minimum” Benefit Level?
- Subregional Weighting Criteria?

Subregional Weighting Factors?

- Improve Water Supply
- Improve Water Quality
- Enhance Habitat
- Enhance Open Space and Recreation
- Sustain Infrastructure for Local Communities

Potential Weighting Methodology

- Use Statistical Measure to Generate Weighting Factors
 - Limit Subjective Assignment of Values
 - Consistency between Subregions
 - Low-Ranked Factors are not Excessively Penalized

Conceptual Objective Weighting

Hypothetical
Ranking

Weighting
Factor

1

Improve Water Supply

28

2

Improve Water Quality

23

3

Enhance Habitat

19

4

Enhance Open Space and
Recreation

16

5

Sustain Infrastructure for Local
Communities

14

Additional Project Selection Factors



- Readiness to Proceed
- Local Support / Visibility
- Integration Across Org. / Subregions
- Feasibility
- Availability of Local Match
- Others?

Example: Multi-Purpose Ranking

ID	Objective	Project 1	Project 2	Project 3	Project 4	Project 5	Project 6	Project 7	Project 8	Project 9	Project 10
G1	Improve Water Supply	✓			✓	✓	✓			✓	
G2	Improve Water Quality (TMDLs)	✓	✓		✓	✓	✓				
G3	Enhance Habitat	✓		✓				✓			✓
G4	Enhance Open Space, Recreation	✓		✓		✓				✓	
G5	Sustain Communities	✓				✓	✓				
TOTAL (out of 10):		5	1	2	2	4	3	1	0	2	1
RANK:		1	7	4	4	2	3	7	10	4	7

Projects that address multiple objectives would rank highest

Example: Weighted Ranking

ID	Objective	Rank	Weighted Score	Project 1	Project 2	Project 3	Project 4	Project 5	Project 6	Project 7	Project 8	Project 9	Project 10
A	Improve Water Supply	1	28	28	0	0	28	28	28	0	0	28	0
B	Improve Water Quality (TMDLs)	2	23	23	23	0	23	23	23	0	0	0	0
C	Enhance Habitat	3	19	19	0	19	0	0	0	19	0	0	19
D	Enhance Open Space, Recreation	4	16	16	0	16	0	16	0	0	0	16	0
E	Sustain Communities	5	14	14	0	0	0	14	14	0	0	0	0
TOTAL:			100	100	23	35	51	81	65	19	0	44	19
RANK:				1	7	6	4	2	3	8	10	5	8

Projects that address multiple and/or higher priority objectives would score high

Example: Combined Scoring

ID	Priorities	Projects									
		Project 1	Project 2	Project 3	Project 4	Project 5	Project 6	Project 7	Project 8	Project 9	Project 10
P1	Readiness to Proceed	5	4	3	2	1		5		3	
P2	Local Support/Visibility				5	4	3	2			5
P3	Integration Across Organizations / Sub-Regions		4	3		5	4	3		1	
P4	Feasibility	5	4	3	2	1		5		3	2
P5	Local Match			5	4	3	2	1		5	4
TOTAL:		10	12	14	13	14	9	16	0	12	11
RANK:		8	5	2	4	2	9	1	10	5	7
Weighted Score + Priorities											
Weighted Objectives Total (out of 50):		50	12	18	26	41	33	10	0	22	10
Priority Total (out of 50):		20	24	28	26	28	18	32	0	24	22
TOTAL (out of 100):		70	36	46	52	69	51	42	0	46	32
RANK:		1	8	6	3	2	4	7	10	5	9

Projects that address multiple and higher priority objectives and would **be highly competitive** for the next round of funding would score high

Next Steps

- Review by Other Steering Committees
- Draft Technical Memo
 - Specific Recommendations *based on Steering Committee input*
- Consideration by Leadership Committee
- Update Project Information
 - Update / Add Quantified Benefits & Location Information
 - Deadline: 5pm on April 30th
- Begin Prioritization May 1